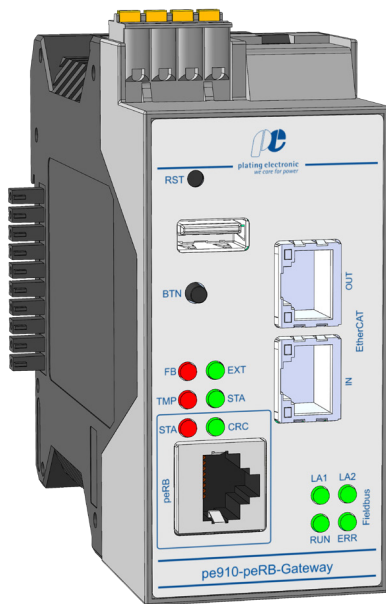


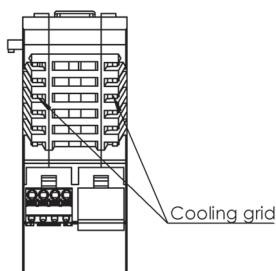
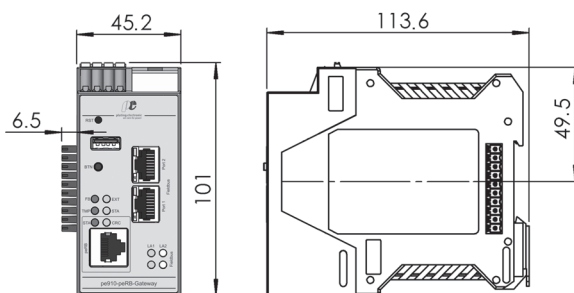


The pe910-peRB gateway – a flexible and easy-to-configure gateway for controlling DC power supplies via the most common industrial fieldbuses. From the various latest POWER STATIONS with a peRB interface to older analog power supplies or customer-specific control signals, a solution can be configured for your requirements in conjunction with the pe910 expansion modules.

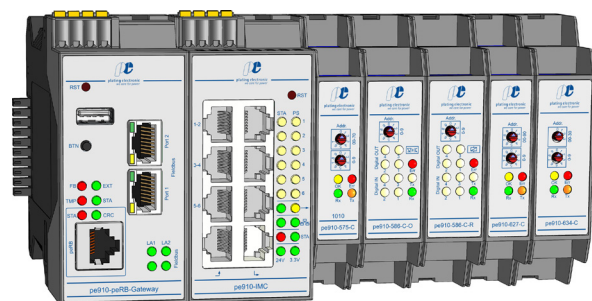


Type:	pe910-peRB-Gateway
Fieldbus interface:	EtherCAT®: - CANopen over EtherCAT® (CoE) with Complete Access support - Modular Device Profile - Synchronization mode: Free Run
Connections:	1 x peRB (RJ45) 2 x fieldbus (RJ45) 1 x USB A (max. current 200 mA) 1 x 10 pin lateral docking terminal to connect further pe910 modules (internal bus and supply)
Capability:	max. 24 x peRB POWER STATIONS max. 24 x pe910 expansion modules configuration via USB Flash Drive
LEDs:	multi color status LEDs: 5 x fieldbus status 1 x device status 1 x temperature 1 x status of expansion modules 1 x peRB status 1 x CRC
Supply voltage:	24 V DC +/- 10 %
Current consumption:	max. 170 mA
Power consumption:	max. 4.5 W
Environmental temp.:	0 °C - max. 40 °C
Max. rel. air humidity:	85 %, non-condensing
Mounting:	hat rail according to DIN EN 60715
Specified installation position:	vertical (see illustration)
Protecting grade:	IP20
Casing:	plastic
Cooling:	convection
Weight:	220 g
Dimensions:	see drawing
Installation altitude:	≤2000 m above sea level
CE conform	

Dimensions in mm:



Application example



Technical equipment, design and features: subject to change! For further information please contact plating electronic GmbH.