

Output power:	max.	12000 Watt	Typical applications:	Laboratory plating lines
DC current:	max.	600A (at 20V)	Precious metal plating	Reel-to-reel plating
DC voltage:	max.	600V (at 20A)	PCB lines	Manual plating lines

DC power supply in switch mode technology, designed for use in electroplating.



POWER STATION pe1058, front view



POWER STATION pe1058, back view

Characteristic values

Linearity inaccuracy:

- for amperage < 1 %
- for voltage < 0.5 %

Ripple less than < 1 %

Efficiency typical > 85 %

Powerfactor $\cos \varphi$ 0,95

Constant current and voltage control

Soft start function

Over temperature protection

Current and voltage preset

Programmable control unit

Large 3-line LCD display

Keypad for operation and programming

Integrated Ampere-hour counter (totalizer)

(preset counter and other functions optional available)

Mains supply: 3 x 400 V +/- 10 % / 50-60 Hz without N (at 3kW)
1 x 230 V +/- 10 % / 50-60 Hz with N
(other voltages on request)

Cooling

Optimized cooling air guiding, air consumption

- up to 6000W: max. 100m³/h
- up to 12000W: max. 200m³/h

Cooling air outlet at the device back panel

Ambient temperature 35°C (other on request)

Design

Compact desktop unit

Protection grade IP21; sealed air duct

Casing powder coated colour RAL 9018 (Standard)

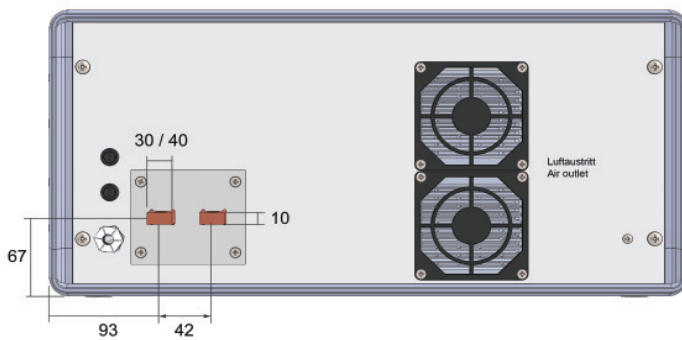
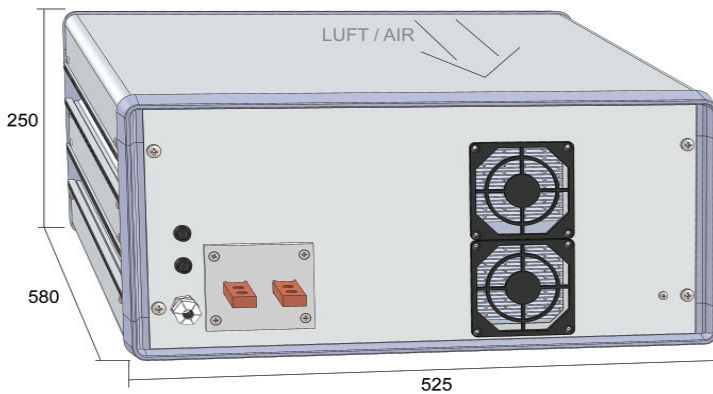
Aluminium front panel with polycarbonat film

DC connection in back panel


EMV: EN55011 Klasse A, Gruppe 1 ; EN61000-6-4 und EN61000-6-2
CE-Konformität EN50178 - Niederspannungsrichtlinie

Values	Standard sizes – DC output ¹							other sizes on request			
	DC current	600 A							500 A	400 A	120 A
DC voltage	6 V	10 V	12 V	15 V	18 V	20 V	24 V	30 V	100 V	600 V	
Mains supply	3 x 400 V AC / 1 x 230 V AC										
Weight	approx. 30 kg										

Standard dimensions



DC tin plated copper bus bars installed in back panel



DC high voltage clamps installed in back panel

Control optional available

Analog signals galvanically isolated via isolation amplifier:
0-10V, 4-20mA, 0-20mA (other on request)

Serial interface RS485:

Serial interface Profibus

TCP/IP Interface

Optional available functions

Preset counter, dosage counter *

Ramp function (start / stop ramp)

Timer function for ON / OFF *

Voltage / current alarm *

Operating hours counter

Chopper timer

Pole changer function (integrated electr. pole changer up to 300A possible)

Programmable DC steps (14 individual steps) *

Extern ON / External enabling

* Indication / alarm output

DC connector

For current output >50A and voltage <40V, there are tin plated copper bus bars located in the back panel of the device

For voltage output >40V there are high voltage clamps located in the back panel of the device

Technical equipment, design and features: subject to change! For further information please contact plating electronic GmbH.